


Series CTW (CA30S)



Metal Case Tantalum Capacitors Axial Type Wet Electrolytic

FEATURES:


- Wet electrolytic.
- Polar type.
- Hermetically sealed metal cases.
- Axial leads.
- General purpose-extended range.



SPECIFICATION:

Item	Performance Characteristics																											
Operating Temperature Range	-55 to + 125°C																											
Rated Working Voltage Range	6.3 to 125 V DC																											
Nominal Capacitance Range	1.0 to 1000 μ F																											
Capacitance Tolerance	\pm 20% (120Hz, +20°C) \pm 10%																											
Leakage Current	Not more than 0.001CV [μ A] or 1.0 μ A whichever is greater																											
tan δ (120Hz, +20°C)	See Next Page																											
Characteristics at High and Low Temperature	-55°C	Capacitance change	\pm 10% of initial measured value at +20°C																									
	+125°C	Leakage current	\leq 0.01 CV or 10 [μ A] whichever is greater																									
		Capacitance change	\pm 15% of initial measured value at +20°C																									
Moisture Resistance	Test conditions																											
	Relative humidity : 90 to 95% without load Ambient temperature : +60°C Duration : 1000 hours Post test requirements at + 20°C Leakage current : \leq 0.01 CV or 10 μ F, whichever is greater Capacitance change : \pm 10% of initial measured value tan δ : \leq 200% of initial specified value																											
Endurance	Test conditions																											
	<table border="1"> <thead> <tr> <th>Item \ Conditions</th> <th colspan="2">Derating</th> <th colspan="2">Rating</th> </tr> </thead> <tbody> <tr> <td>Duration</td> <td colspan="2">2000 hours</td> <td colspan="2">2000 hours</td> </tr> <tr> <td>Ambient temperature</td> <td colspan="2">+ 125°C</td> <td colspan="2">+ 85°C</td> </tr> <tr> <td>Applied voltage</td> <td colspan="2">Derated working voltage</td> <td colspan="2">Rated working voltage</td> </tr> <tr> <td>Source impedance</td> <td colspan="2">1Ω/V</td> <td colspan="2">1Ω/V</td> </tr> </tbody> </table>			Item \ Conditions	Derating		Rating		Duration	2000 hours		2000 hours		Ambient temperature	+ 125°C		+ 85°C		Applied voltage	Derated working voltage		Rated working voltage		Source impedance	1 Ω /V		1 Ω /V	
	Item \ Conditions	Derating		Rating																								
	Duration	2000 hours		2000 hours																								
	Ambient temperature	+ 125°C		+ 85°C																								
	Applied voltage	Derated working voltage		Rated working voltage																								
	Source impedance	1 Ω /V		1 Ω /V																								
	Derating voltage + 125°C																											
	<table border="1"> <tbody> <tr> <td>Working voltage [V] DC</td> <td>6.3</td> <td>10</td> <td>16</td> <td>25</td> <td>32</td> <td>40</td> <td>63</td> <td>75</td> <td>100</td> <td>125</td> </tr> <tr> <td>Derating voltage [V] DC</td> <td>4</td> <td>6.3</td> <td>10</td> <td>16</td> <td>20</td> <td>25</td> <td>40</td> <td>50</td> <td>63</td> <td>80</td> </tr> </tbody> </table>			Working voltage [V] DC	6.3	10	16	25	32	40	63	75	100	125	Derating voltage [V] DC	4	6.3	10	16	20	25	40	50	63	80			
	Working voltage [V] DC	6.3	10	16	25	32	40	63	75	100	125																	
Derating voltage [V] DC	4	6.3	10	16	20	25	40	50	63	80																		
Post test requirements at +20°C																												
Leakage current : \leq 125% of initial specified value																												
Capacitance change : \pm 10% of initial measured value																												
tan δ : \leq Initial specified value																												
Impedance : \leq 200% of initial specified value																												
Shelf Life	Test conditions		Post test requirements at +20°C																									
	Duration	: 2000 hours	Same lots for "Endurance".																									
	Ambient temperature	: +125°C																										
	Applied voltage	: (none)																										

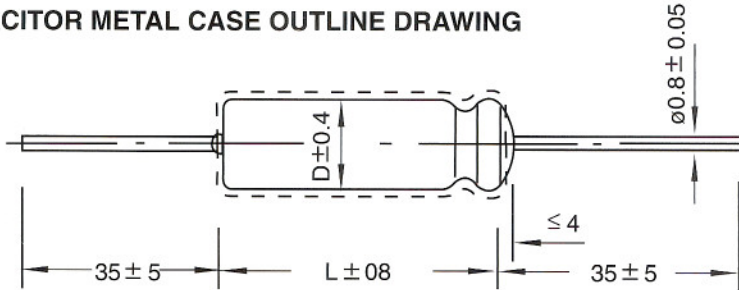
Series CTW (CA30S)



Metal Case Tantalum Capacitors Explanation of Part Numbers

CTW 1 J 3 3 5 M A B
 Series Code Rated Voltage Nominal Capacitance Capacitance Tolerance Case Size Packing

TANTALUM CAPACITOR METAL CASE OUTLINE DRAWING



Dimensions Millimeters mm

Case Size	A	B	C	D	E
D x L	4 x 12	5 x 14	6 x 16	8 x 16	8 x 22
d ± 0.05	0.8	0.8	0.8	0.8	0.8

Rated Voltage, Capacitance of Capacitors.

Rated Voltage (V)	10	16	25	40	63	100	125
Code	1A	1C	1E	1G	1J	2A	2E
Capacitance (µF)	Case Size						
1.0 (105)						A	A
1.5 (155)						A	A
2.2 (225)						A	A
3.3 (335)						A	B
4.7 (475)						B	B
6.8 (685)						B	C
10 (106)					A	B	C
15 (156)					B	C	C
22 (226)					B	C	D
33 (336)				B	C	D	
47 (476)				B	D	D	
68 (686)			B	C	D		
100 (107)			B	C	E		
150 (157)		B	C	D	E		
220 (227)	B	C	C	D	E		
330 (337)	C	D	D				
470 (477)	D	D					
680 (687)							
1000 (108)							

Rated voltage UR (V)	10	16	25	40	63	100	125
Rated capacitor (µF)	tan δ (120 Hz) %						
1.0~4.7						6	6
6.8						8	8
10					8	10	15
15					10	18	15
22					18	15	20
33				12	12	25	
47				25	25	28	
68			30	20	25		
100			25	35	20		
150		35	50	35	28		
220	45	60	50	30			
330	70	70	40				
470	75	50					
680							
1000							